










Table 1

<h2 style="text-align: center;">ISM Non-Manufacturing Indexes</h2> <p style="text-align: center;">(source: ISM)</p> <h3 style="text-align: center;">March 2017</h3>						
 GERDAU	Index	Change m/m	3mma % Chng Y/Y	12mma % Chng Y/Y	Momentum	
Composite	58.8	(0.7)	5.3%	3.8%	1.4%	
Business Activity	60.6	(2.2)	0.2%	1.9%	-1.7%	
New orders	59.5	(5.3)	4.6%	2.8%	1.8%	
Employment	56.6	1.6	7.2%	5.3%	2.0%	
Imports	55.0	5.0	-1.5%	-1.9%	0.3%	
Exports	58.0	(1.5)	4.8%	5.8%	-1.1%	
Inventories	58.5	5.0	3.8%	5.4%	-1.6%	
Backlogs	56.5	0.5	8.4%	5.6%	2.9%	

Copyright © 2015 Gerdau Long Steel North American. All rights reserved. No reproduction, full or partial, without written permission from GLN Marketing Management