










Table 1

ISM Manufacturing Indexes						
(source: ISM)						
October 2018						
 GERDAU	Index	Growth MoM	3MMA % Chng YoY	12MMA % Chng YoY	Momentum	
Composite	57.7	-3.5%	0.3%	4.3%	-4.1%	
Production	59.9	-6.3%	1.6%	3.2%	-1.6%	
New orders	57.4	-7.1%	-2.1%	3.2%	-5.3%	
Employment	56.8	-3.4%	-3.3%	2.1%	-5.3%	
Imports	54.3	-0.4%	0.1%	5.9%	-5.8%	
Exports	52.2	-6.8%	-3.3%	0.5%	-3.9%	
Inventories	50.7	-4.9%	2.2%	4.0%	-1.8%	
Backlogs	55.8	0.2%	-0.9%	5.9%	-6.7%	

Copyright © 2015 Gerdau Long Steel North American. All rights reserved. No reproduction, full or partial, without written permission from GLN Marketing Management