










Table 1

<h2 style="text-align: center;">ISM Manufacturing Indexes</h2> <p style="text-align: center;">(source: ISM)</p> <h3 style="text-align: center;">August 2018</h3>						
	Index	Growth MoM	3MMA % Chng YoY	12MMA % Chng YoY	Momentum	
Composite	61.3	5.5%	3.9%	7.2%	-3.3%	
Production	63.3	8.2%	0.1%	5.4%	-5.4%	
New orders	65.1	8.1%	2.5%	7.4%	-4.9%	
Employment	58.5	3.5%	-0.8%	5.5%	-6.2%	
Imports	53.9	-1.5%	1.9%	7.0%	-5.1%	
Exports	55.2	-0.2%	-3.3%	2.7%	-6.0%	
Inventories	55.4	3.9%	3.2%	4.0%	-0.8%	
Backlogs	57.5	5.1%	1.7%	9.1%	-7.4%	

Copyright © 2015 Gerdaul Long Steel North American. All rights reserved. No reproduction, full or partial, without written permission from GLN Marketing Management