









Table 1

ISM Manufacturing Indexes

(source: ISM)

July 2018

 GERDAU	Index	Growth MoM	3MMA % Chng YoY	12MMA % Chng YoY	Momentum	
Composite	58.1	-3.5%	4.7%	8.3%	-3.6%	
Production	58.5	-6.1%	1.2%	6.8%	-5.6%	
New orders	60.2	-5.2%	2.2%	8.5%	-6.3%	
Employment	56.5	0.9%	1.7%	7.6%	-5.9%	
Imports	54.7	-7.3%	2.6%	8.3%	-5.7%	
Exports	55.3	-1.8%	-4.2%	3.2%	-7.4%	
Inventories	53.3	4.9%	2.5%	5.2%	-2.7%	
Backlogs	54.7	-9.0%	6.8%	11.2%	-4.4%	