









Table 1

ISM Manufacturing Indexes

(source: ISM)

June 2018

 GERDAU	Index	Growth MoM	3MMA % Chng YoY	12MMA % Chng YoY	Momentum	
Composite	60.2	2.6%	5.2%	8.7%	-3.5%	
Production	62.3	1.3%	1.6%	7.9%	-6.3%	
New orders	63.5	-0.3%	4.4%	9.0%	-4.7%	
Employment	56.0	-0.5%	2.3%	8.4%	-6.0%	
Imports	59.0	9.1%	4.8%	9.3%	-4.4%	
Exports	56.3	1.3%	-3.9%	4.3%	-8.2%	
Inventories	50.8	1.2%	1.6%	4.7%	-3.1%	
Backlogs	60.1	-5.4%	9.8%	12.5%	-2.7%	