










Table 1

<h2 style="text-align: center;">ISM Manufacturing Indexes</h2> <p style="text-align: center;">(source: ISM)</p> <h3 style="text-align: center;">March 2018</h3>						
 GERDAU	Index	Growth MoM	3MMA % Chng YoY	12MMA % Chng YoY	Momentum	
Composite	59.3	-2.5%	4.9%	9.4%	-4.5%	
Production	61.0	-1.6%	3.1%	10.2%	-7.1%	
New orders	61.9	3.6%	0.8%	9.8%	-9.0%	
Employment	57.3	-4.0%	1.2%	10.2%	-9.0%	
Imports	59.7	-1.3%	13.4%	9.9%	3.5%	
Exports	58.7	-6.5%	7.6%	8.3%	-0.7%	
Inventories	55.5	-2.1%	10.4%	6.6%	3.8%	
Backlogs	59.8	0%	7.2%	13.3%	-6.1%	

Copyright © 2015 Gerdau Long Steel North American. All rights reserved. No reproduction, full or partial, without written permission from GLN Marketing Management