








Table 1

GO GERDAU Source: SMA		All Products	Rebar	Wire Rod	Merchant Bars	Light Shapes	Angles & Channels	Beams
US Mill Shipments ¹	12 Months Year on Year	6.2%	8.9%	8.4%	5.7%	1.7%	0.1%	3.6%
US Domestic Consumption ²	12 Months Year on Year	0.1%	-5.1%	4.5%	5.8%	-0.1%	1.8%	2.4%
Import Share of Domestic Consumption	Average 12 months ending Feb. 2018	18.4% 	14.6% 	36.9% 	12.1% 	10.8% 	7.8% 	11.9% 
Import Share of Domestic Consumption	Average 12 months ending Feb. 2017	22.4%	24.3%	38.8%	12.0%	12.1%	7.3%	11.8%

¹ Domestic shipments + Exports

² Domestic shipments + Imports