









Table 1

ISM Manufacturing Indexes

(source: ISM)

February 2018

	Index	Growth MoM	3MMA % Chng YoY	12MMA % Chng YoY	Momentum	
Composite	60.8	1.7	6.8%	10.0%	-3.2%	
Production	62.0	(2.5)	4.4%	10.0%	-5.7%	
New orders	64.2	(1.2)	6.0%	11.2%	-5.2%	
Employment	59.7	5.5	5.5%	12.4%	-6.9%	
Imports	60.5	2.1	13.5%	9.6%	3.9%	
Exports	62.8	3.0	8.9%	9.5%	-0.6%	
Inventories	56.7	4.4	7.1%	5.8%	1.3%	
Backlogs	59.8	3.6	9.9%	14.1%	-4.2%	