










Table 1

<h2 style="text-align: center;">ISM Manufacturing Indexes</h2> <p style="text-align: center;">(source: ISM)</p> <h3 style="text-align: center;">December 2017</h3>						
	Index	Growth MoM	3MMA % Chng YoY	12MMA % Chng YoY	Momentum	
Composite	59.7	2.6%	10.7%	11.8%	-1.2%	
Production	65.8	3.0%	12.2%	13.4%	-1.2%	
New orders	69.4	8.4%	19.0%	14.7%	4.3%	
Employment	57.0	-4.5%	11.7%	14.6%	-2.9%	
Imports	57.5	5.5%	8.5%	8.0%	0.4%	
Exports	58.5	4.5%	6.5%	10.4%	-3.8%	
Inventories	48.5	3.2%	0.0%	6.4%	-6.4%	
Backlogs	56.0	1.8%	15.7%	15.6%	0.0%	

Copyright © 2015 Gerdau Long Steel North American. All rights reserved. No reproduction, full or partial, without written permission from GLN Marketing Management